

Body By Victoria

Every day go-to bra.

Base attributes of all Body By Victoria bras:

- Lightly-lined
- Underwire
- Memory Fit padding
- Fully adjustable straps
- Bow/ charm at center front



Lightly lined demi



Lightly lined demi with top applied lace



Lightly lined front-close demi



Unlined demi



Unlined demi with 3-piece cup

The lightly lined Demi has smooth fabric and a moderate coverage cup. The fabric color or print is the only updated element of this bra.

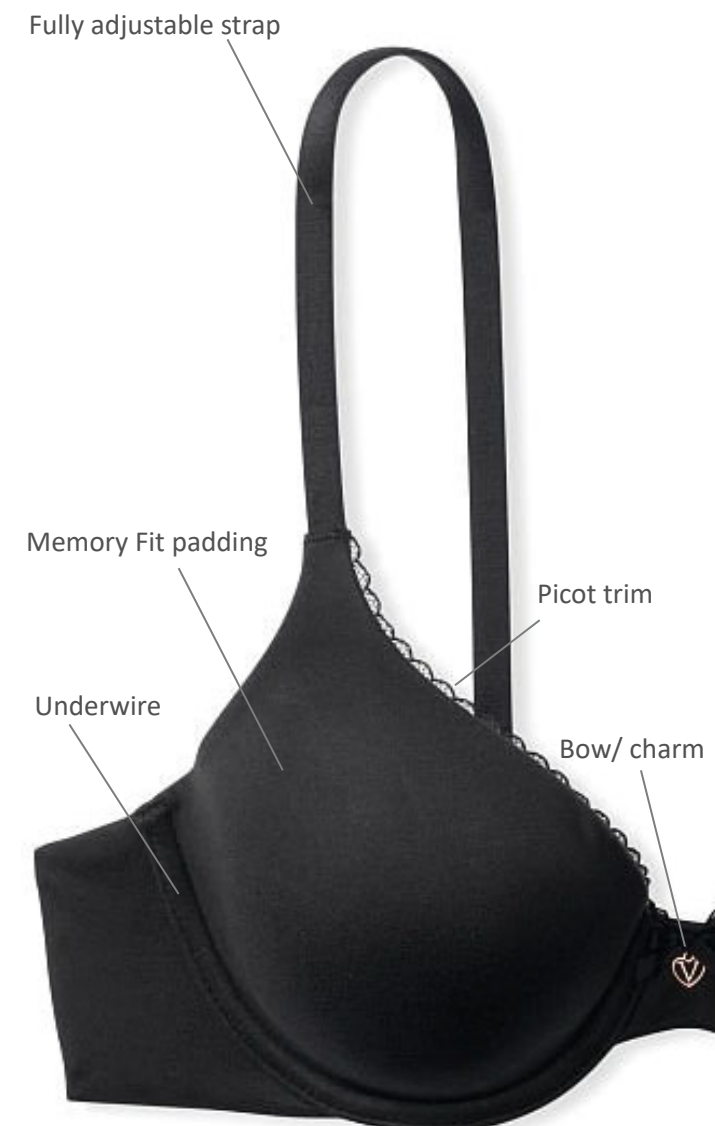



The Demi shape has a low neckline and fully adjustable straps for customizable cleavage.

Identical in fit to the lightly lined Demi above, this bra features top applied lace placed in various positions on the cup and back wing.



Top applied lace



Body By Victoria

Every day go-to bra.

Base attributes of all Body By Victoria bras:

- Lightly-lined
- Underwire
- Memory Fit padding
- Fully adjustable straps
- Bow/ charm at center front



Lightly lined demi



Lightly lined demi with top applied lace



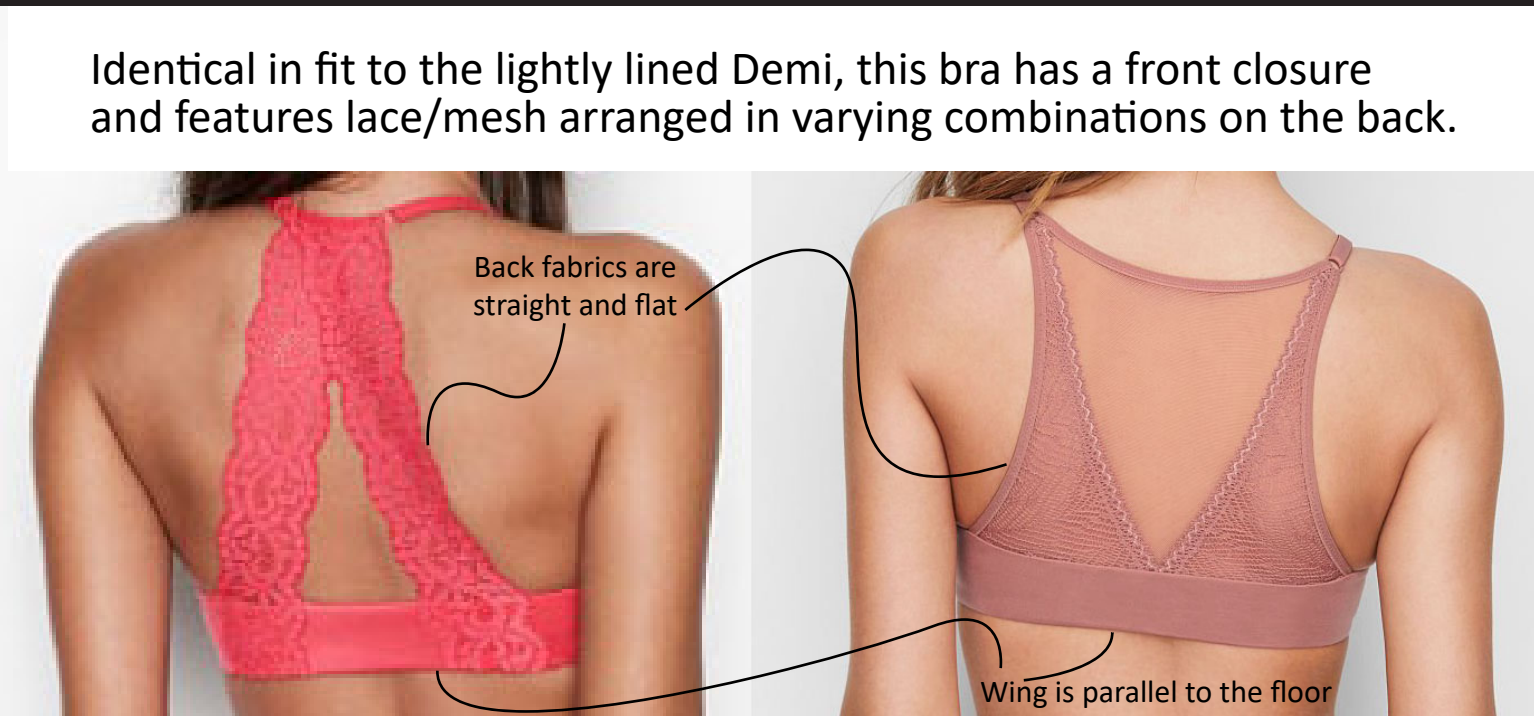
Lightly lined front-close demi



Unlined demi



Unlined demi with 3-piece cup



Identical in fit to the lightly lined Demi, this bra has a front closure and features lace/mesh arranged in varying combinations on the back.

Back fabrics are straight and flat

Wing is parallel to the floor

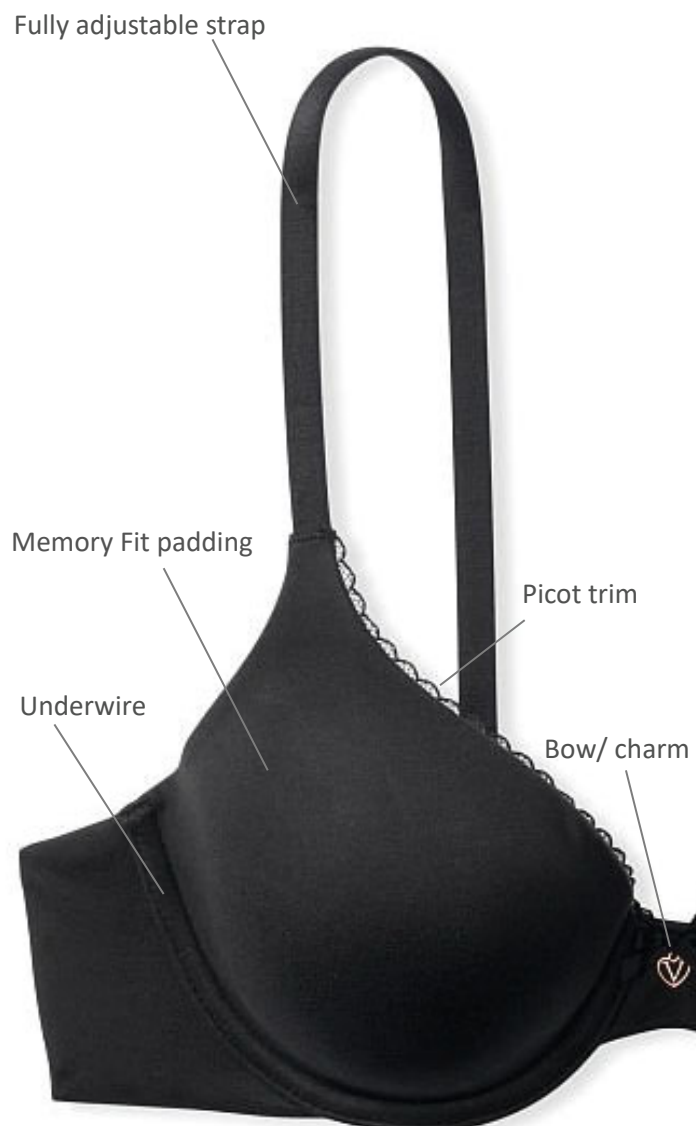
The Demi shape has a low neckline and fully adjustable straps for customizable cleavage.



Stabilize lace to reduce lace stretching and wrinkling

Keeping back wing straight to prevent lace pulling it up

Keeping lace edge straight and flat



Body By Victoria

Every day go-to bra.

Base attributes of all Body By Victoria bras:

- Lightly-lined
- Underwire
- Memory Fit padding
- Fully adjustable straps
- Bow/ charm at center front



Lightly lined demi



Lightly lined demi with top applied lace



Lightly lined front-close demi



Unlined demi



Unlined demi with 3-piece cup



Fabric and lace

Making sure the style lines and selected fabrics keeps the shape of the unlined demi.



Fabric and mesh

The Demi shape has a low neckline and fully adjustable straps for customizable cleavage.

The unlined demi is a barely-there feel to show off your natural shape. The unlined 3-demi also comes in a 3-piece cup and a long-line cup.



Making sure the neckline lays flat.



Making sure the seams aren't overly straight or overly curved.



Making sure the cup is filled and the center front rests against the sternum.



Body By Victoria

Every day go-to bra.

Base attributes of all Body By Victoria bras:

- Lightly-lined
- Underwire
- Memory Fit padding
- Fully adjustable straps
- Bow/ charm at center front



Full Coverage



Perfect Shape



Perfect Shape front-close racerback



Push-up



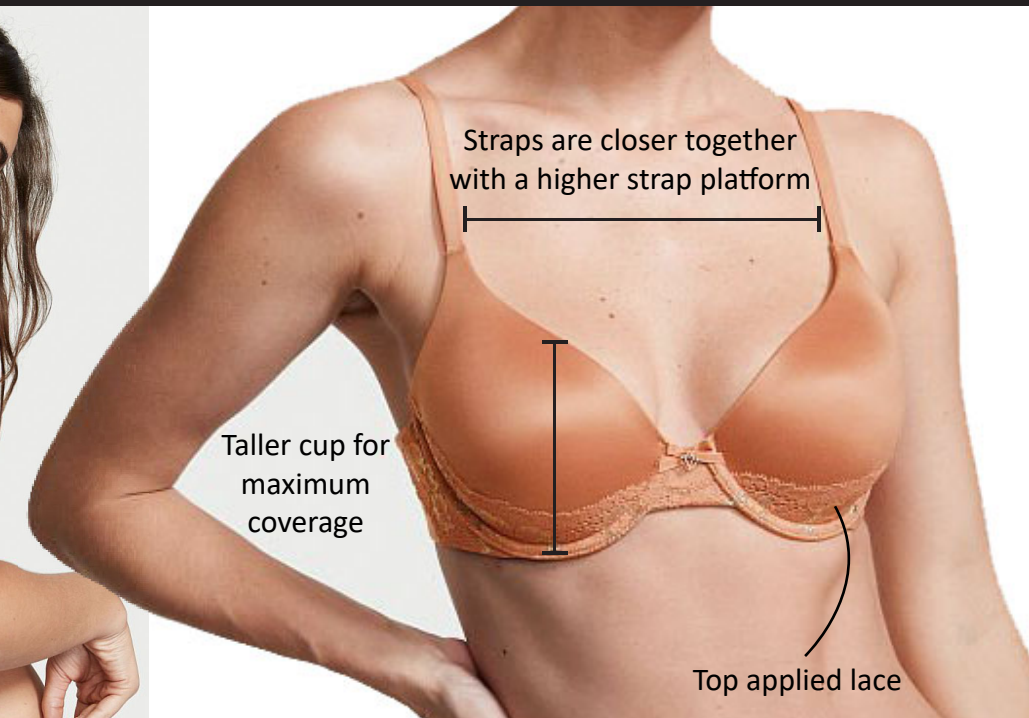
Wireless



Classic shape
Classic coverage

U-shape

The Full Coverage shape has maximum support, a U-shaped back, and is lightly lined.



Straps are closer together with a higher strap platform

Taller cup for maximum coverage

Top applied lace



Fully adjustable strap

Memory Fit padding

Picot trim

Underwire

Bow/ charm



Translating a classic shape into a front close and lace back



Making sure the back neck drop isn't too high

Stabilize lace to reduce lace stretching and pulling

Keeping wing edges straight and flat



Body By Victoria

Every day go-to bra.

Base attributes of all Body By Victoria bras:

- Lightly-lined
- Underwire
- Memory Fit padding
- Fully adjustable straps
- Bow/ charm at center front



Full Coverage



Perfect Shape



Perfect Shape front-close racerback



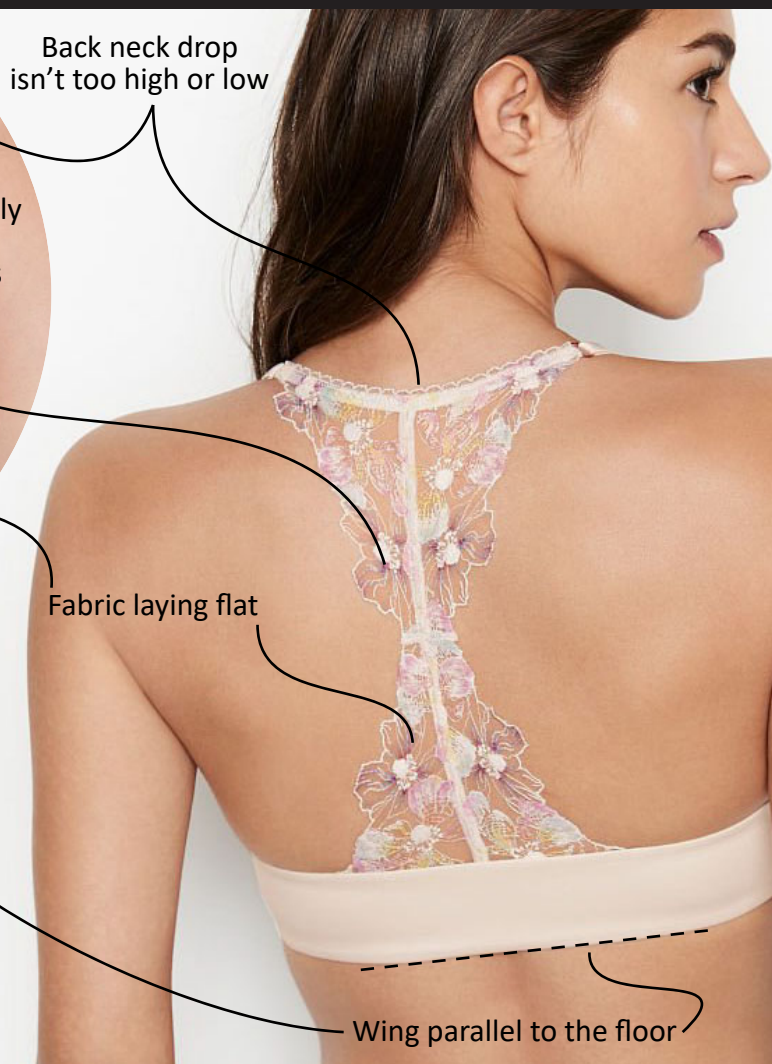
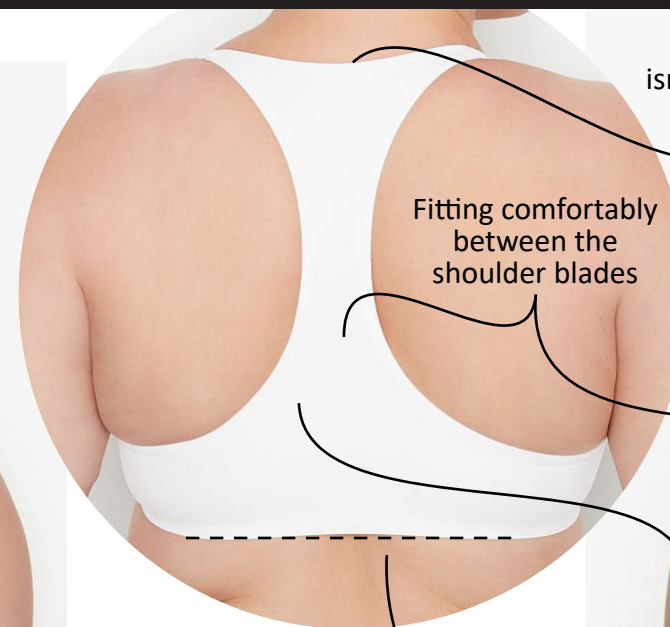
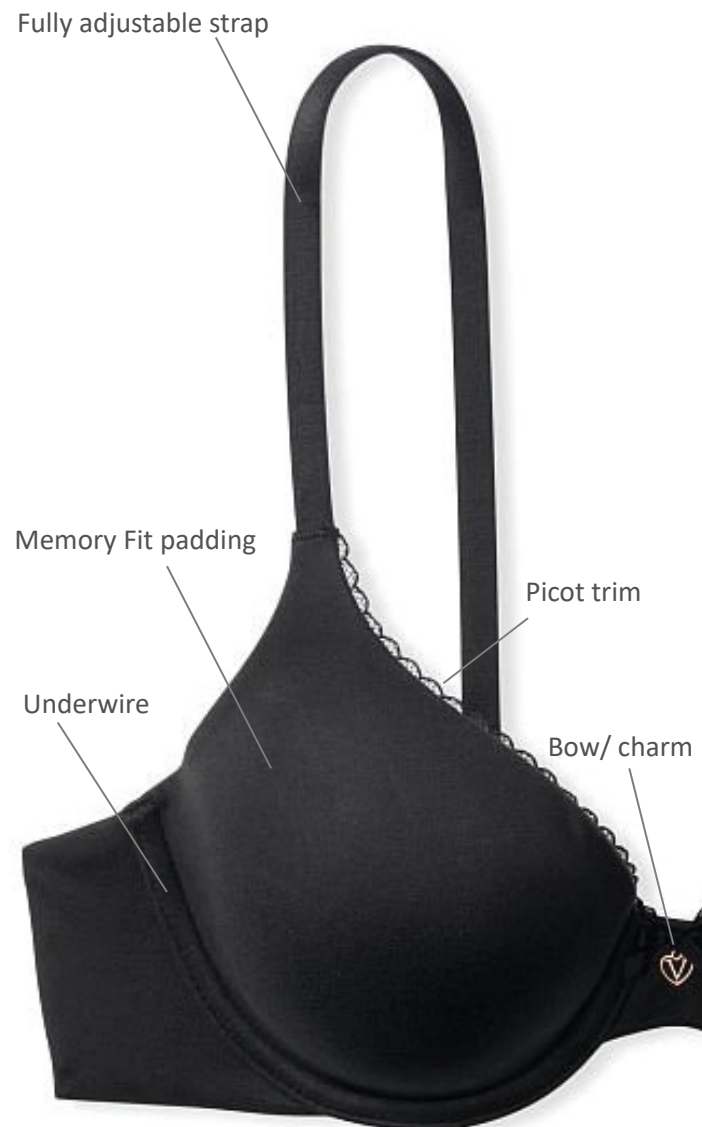
Push-up



Wireless



The Perfect Shape smooths and supports with a light push-up lift and a natural look.



Fitting comfortably between the shoulder blades

Back neck drop isn't too high or low

Fabric laying flat

Wing parallel to the floor

Body By Victoria

Every day go-to bra.

Base attributes of all Body By Victoria bras:

- Lightly-lined
- Underwire
- Memory Fit padding
- Fully adjustable straps
- Bow/ charm at center front



Full Coverage



Perfect Shape




Perfect Shape front-close racerback



Push-up



Wireless



Wing parallel to the floor

The Push-up provides moderate coverage, a plunged neckline, and a natural lift.

